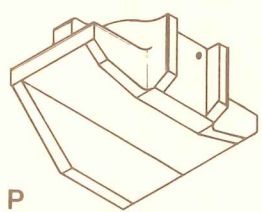
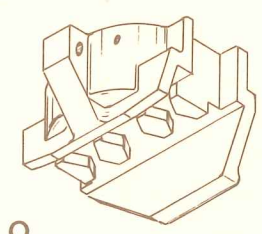
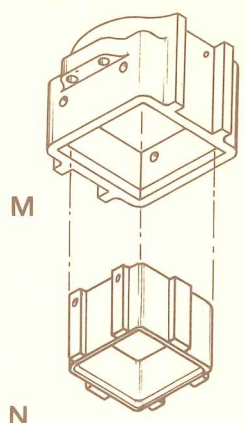
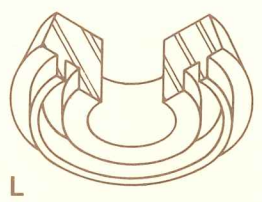
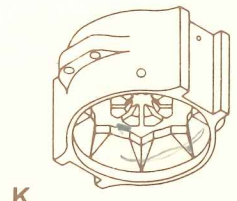
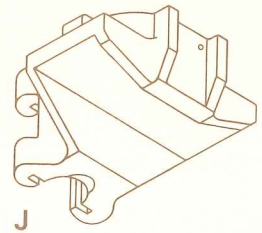


# MKT DIESEL PILE HAMMERS

## DRIVE CAPS FILLERS ADAPTERS

**NOTE** — DRIVE CAPS HAVE JAWS WHICH FIT THE LEAD RAILS AND MUST BE ORDERED WITH THE PROPER JAW SPACING

DESCRIPTION	Part No.
<b>FOR MODELS DE-20 and DE-30 (cont.)</b>	
<b>STEEL SHEET SPUD TYPE DRIVE CAP</b>	
STEEL SHEET DRIVE CAP for PZ-27, 32, 38, MP-110, PDA-27, DP-1, I-27, I-32. Driving surface 33" long. (Similar to J). For 12" H-Beam spud. 1100 lbs. ....	0950043
<b>FOR MODELS DE-40, DE-50B, DE-70/50B, DE-70B</b>	
<b>UNIVERSAL LEAD TYPE DRIVE CAP</b>	
UNIVERSAL DRIVE CAP for 18", 24" pipe, 12", 14" H-Beam. (Similar to K). 26" wide, for 8" lead rails. 1335 lbs. ....	0950048
<b>FILLER FOR UNIVERSAL LEAD TYPE DRIVE CAP</b>	
FILLER for 14", 16", 20" Pipe. 410 lbs. (Similar to L) .....	0950049
<b>CONCRETE LEAD TYPE DRIVE CAP</b>	
CONCRETE DRIVE CAP for 24" square or octagonal smooth butt concrete, 24" O.D. pipe. (Similar to M). 26" wide, for 8" lead rail. 1880 lbs. ....	0950051
<b>FILLERS FOR CONCRETE DRIVE CAP</b>	
FILLER for 20" square or octagonal smooth butt concrete, 20" O.D. pipe. 780 lbs. (Used as shown in N) .....	0950119
FILLER for 18" square or octagonal smooth butt concrete, 18" O.D. pipe. 750 lbs. (Used as shown in N) .....	0950118
FILLER for 16" square or octagonal smooth butt concrete, 16" O.D. pipe. 800 lbs. (Used as shown in N) .....	0950117
FILLER for 14" square or octagonal smooth butt concrete, 16" O.D. pipe. 800 lbs. (Used as shown in N) .....	0950120
<b>STEEL SHEET LEAD TYPE DRIVE CAP</b>	
STEEL SHEET DRIVE CAP for PZ-27, 32, 38, MP-110, PDA-27, DP-1, I-27, I-32. 26" wide, for 8" lead rail. 33" long driving surface. 1425 lbs. (Similar to P). ....	0950056
STEEL SHEET DRIVE CAP for PZ-27, 32, 38. 26" wide for 8" lead rail. 31" long driving surface. 1300 lbs. (Similar to O) .....	0950088



# MKT DIESEL PILE HAMMERS

## DRIVE CAPS FILLERS ADAPTERS

**NOTE** — DRIVE CAPS HAVE JAWS WHICH FIT THE LEAD RAILS AND MUST BE ORDERED WITH THE PROPER JAW SPACING

DESCRIPTION	Part No.
<b>FOR MODELS DE-20, DE-30, DE-30/20B, DA-35C</b>	
<b>UNIVERSAL LEAD TYPE DRIVE CAPS</b>	
UNIVERSAL DRIVE CAP for 10", 12" and 14" Pipe, 10" and 12" H-Beam, 14" to 18" butt diameter timber. (Similar to A).	
20" wide, for 8" lead rails. 895 lbs. ....	0950014
26" wide, for 8" lead rails. 915 lbs. ....	0950090
<b>FILLERS FOR UNIVERSAL DRIVE CAP</b>	
FILLER for 12" square and octagonal smooth butt concrete pile. 110 lbs. (Similar to B) .....	0950018
FILLER for 16" octagonal smooth butt concrete. 200 lbs. (Similar to C) .....	0950059
FILLER for 14" H-Beam. 325 lbs. (Similar to C) .....	0950060
<b>CONCRETE LEAD TYPE DRIVE CAPS</b>	
CONCRETE DRIVE CAP for 18" square or octagonal smooth butt concrete, 18" O.D. Pipe. (Similar to D)	
20" wide, for 8" lead rail. 1045 lbs. ....	0950148
<b>FILLERS FOR CONCRETE DRIVE CAP</b>	
FILLER for 16" square or octagonal smooth butt concrete, 16" O.D. pipe. 330 lbs. (Used in 18" Drive Cap as Shown in E) .....	0950125
FILLER for 14" square or octagonal smooth butt concrete, 14" O.D. pipe. 360 lbs. (Used in 18" Drive Cap as Shown in E) .....	0950124
FILLER for 12" square or octagonal smooth butt concrete, 12" O.D. pipe. 395 lbs. (Used in 18" Drive Cap as Shown in E) .....	0950123
FILLER for 10" square or octagonal smooth butt concrete, 10" O.D. pipe. 425 lbs. (Used in 18" Drive Cap as Shown in E) .....	0950122
<b>STEEL SHEET LEAD TYPE DRIVE CAPS</b>	
STEEL SHEET DRIVE CAP for MP-110, DP-1, PDA-27, I-27 and I-32. Driving surface 29" long. 20" wide for 8" lead rail. 1030 lbs. No fillers available. (Similar to F) .....	0950031
STEEL SHEET DRIVE CAP for PS-28, 32, 38, PSA-23, 28, PMA-22, PDA-27, I-22, I-23, I-27, I-28. Driving surface approximately 25" to 28" long. 20" wide, for 8" lead rail. 1150 lbs. No fillers available. (Similar to G) .....	0950032
STEEL SHEET DRIVE CAP for PZ-27, 32, 38, MP-110, PDA-27, DP-1, I-27, I-32. Driving surface 33" long. 20" wide, for 8" lead rail. 1075 lbs. (Similar to H) .....	0950033

